

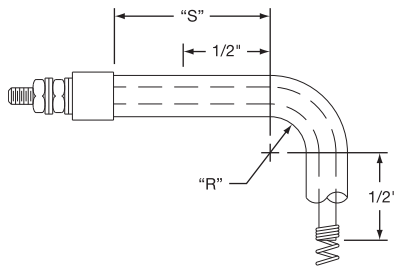
Tubular Heater Standard Bend Formations

Forming Tubular Elements

The MgO insulation used in tubular heating elements is compacted by reducing the element diameter in a roll reducing mill. The elements are then annealed in a controlled atmosphere furnace to relieve the metal stressing (work hardening) that takes place during the rolling to size reduction of the sheath. Annealing brings the metal back to a soft state, allowing the element to be bent into virtually any configuration. However, since forming also work hardens the metal, some precautions must be observed in order to prevent the sheath from breaking during bending or developing stress cracking marks.



Note: Elements with tight bends and some applications require the bends to be recompacted in special dies to restore the integrity of the insulation density and maintain dielectric strength. Large bends do not need to be recompacted.



Avoid bends within a minimum of 1/2" of the terminal pin and resistance wire junctions unless the bending radius is a minimum 3" (75 mm).

Elements are being fed into a roll reducing mill to compact the MgO insulating powder. After rolling, the elements are annealed in the conveyor belt furnace seen in the background.

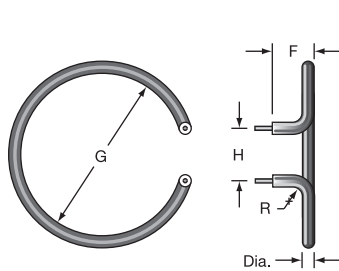


Note: Smaller inside bending radius than listed in the table can be factory accomplished. It requires special forming techniques to prevent damage to the tubular heater. Consult Tempco with your requirements.

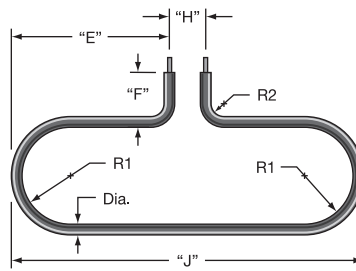
Element Diameter		Factory Bend Minimum R		Field Bend Minimum R		Minimum S	
in	mm	in	mm	in	mm	in	mm
.260	6.6	3/8	9.5	3/4	19.1	1/2	12.7
.315	8.0	1/2	12.7	1	25.4	1/2	12.7
.375	9.5	9/16	14.3	2	50.8	5/8	15.9
.430	10.9	3/4	19.1	2-1/2	63.5	3/4	19.1
.475	12.0	7/8	22.2	2-1/2	63.5	1	25.4

TYPICAL Bend Formations

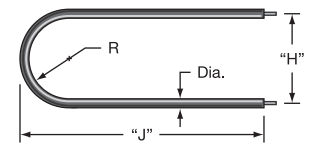
We do custom formations. Contact Tempco with your requirements.



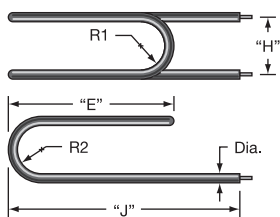
FT1



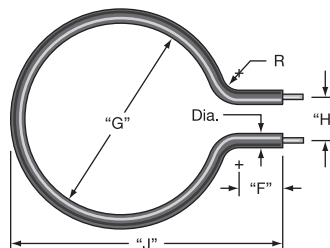
FT2



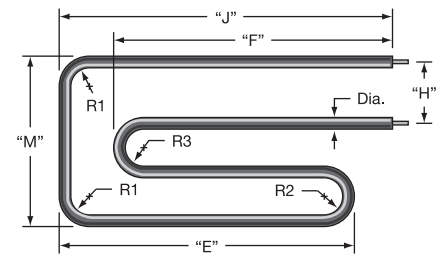
FT3



FT4



FT5



FT6