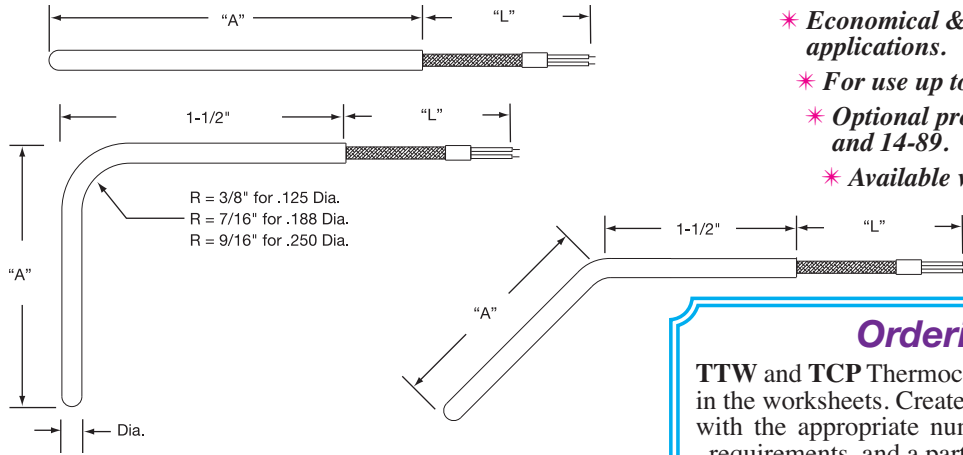


Tube and Wire Thermocouples



Design Features

- * Economical & versatile for a variety of applications.
- * For use up to 900°F (482°C).
- * Optional process fittings available. See pages 14-88 and 14-89.
- * Available with single or dual element.

Ordering Information

TTW and TCP Thermocouples are offered with the options listed in the worksheets. Create an ordering code by filling in the boxes with the appropriate number and/or letter designation for your requirements, and a part number will be assigned.

Ordering Code:

TTW -

Style BOX 1

- 1 = Straight
- 2 = 45° Bend
- 3 = 90° Bend
- X = Other (Specify)

Calibration Code BOX 2

ANSI Standard Tolerances **J K E T N**

Junction BOX 7

	Grounded	Ungrounded
Single Element	G	U
Dual Element	4	5

Sheath Material BOX 3

- B = 304 SS
- C = 316 SS

Lead Wire Length "L" BOX 8

In inches **000** to **999**
Example 048 for 48"

Sheath O.D. BOX 4

- F = .125" ±.002
- G = .188" ±.002
- H = .250" ±.002
- X = Other (Specify)

Lead Wire Construction BOX 9

		w/ SS Overbraid	w/ SS Armor Cable
Fiberglass 900°F (482°C)	S	B	A
Teflon® 400°F (204°C)	T	D	F

Depending on availability, sheath OD of .125" uses 24 gauge lead wire. Larger than .125" thermocouples use 20 gauge lead wire depending on availability and insulation type.

Sheath Length "A" BOX 5

Whole inches
00 to **99**
For lengths over 99 in. consult TEMPCO.

Sheath Length "A" BOX 6

Fractional inches
0 = 0" **3** = 3/8" **6** = 3/4"
1 = 1/8" **4** = 1/2" **7** = 7/8"
2 = 1/4" **5** = 5/8"

Lead Wire Termination BOX 10 †

- | | |
|---|--|
| B = 2-1/2 in. Split Leads | J = Standard Female Jack |
| S = 2-1/2 in. Split Leads with Spade Lugs | K = Std. Plug with Mating Jack |
| C = 2-1/2 in. Split Leads with BX connector and Spade Lugs | D = Miniature Male Plug |
| P = Standard Male Plug | E = Miniature Female Jack |
| | F = Miniature Plug with Mating Jack |
| | X = Other (Specify) |

Special Requirements BOX 11

- X = Specify
- 0 = None

† See page 14-9 for Termination Style descriptions



Note: Metric sizes available. Consult TEMPCO

WARNING: Cancer and Reproductive Harm - www.P65Warnings.ca.gov.

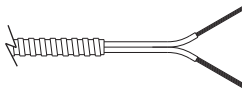
Optional Thermocouple Termination Styles

Optional Termination Styles

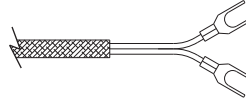
Available for the following thermocouples:

Style	Page
TTW	14-2
TCP	14-3 through 14-5
TRW	14-6
TSW	14-6
TPW	14-7
TNW	14-7
TWW	14-8
TMW	14-8
MTA1	14-15

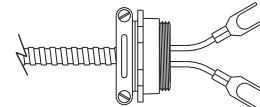
Style B—Plain Ends



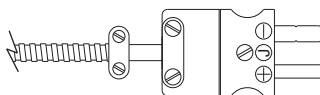
Style S—Spade Lugs



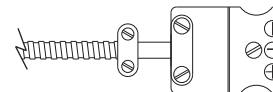
Style C—Spade Lugs with BX connector



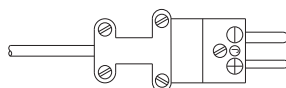
Style P—Standard Plug



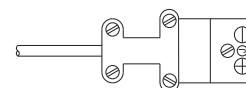
Style J—Standard Jack



Style D—Miniature Plug



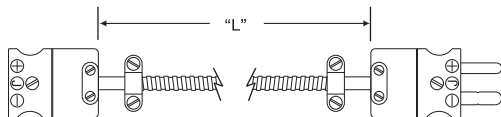
Style E—Miniature Jack



Thermocouple Extension Assemblies

Termination 1

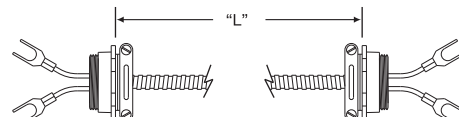
Termination 2



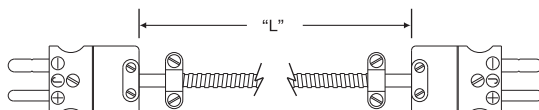
Jack to Plug

Termination 1

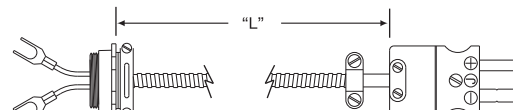
Termination 2



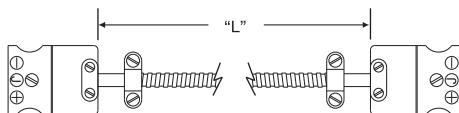
BX Connector to BX Connector



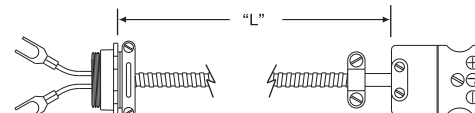
Plug to Plug



BX Connector to Plug



Jack to Jack



BX Connector to Jack

Ordering Information

ECA Thermocouple Extension Assemblies are offered with the options listed in the worksheet below. Create an ordering code by filling in the boxes with the appropriate number and/or letter designation for your requirements, and a part number will be assigned.

Ordering Code: **ECA** -

Termination 1 & 2 BOX 1 & 2 †

S = Spade Lugs **B** = 2-1/2 in. Split Leads
C = Spade Lugs with BX Conn. **D** = Miniature Plug
P = Standard Plug **E** = Miniature Jack
J = Standard Jack **X** = Other (Specify)

Calibration BOX 3

ANSI Standard Tolerances **J K E T N**

† See above for Termination Style descriptions

"L" Dimension BOX 4

Whole inches **006 to 999**

Lead Insulation BOX 5

	Standard	w/ SS Overbraid	w/ SS Armor Cable
Fiberglass 900°F (482°C)	S	B	A
Teflon® 400°F (204°C)	T	D	F

Special Requirements BOX 6

X = Specify
0 = None

⚠ WARNING: Cancer and Reproductive Harm - www.P65Warnings.ca.gov.

(800) 323-6859 • Email: sales@tempco.com