

Base Metal — Bare and Fiberglass or Ceramic Insulated Thermocouple Wire

Tempco offers general purpose thermocouple elements in ANSI Type J and K. The general purpose elements are available with

a twisted and welded or butt-welded junction. Available in 8 ga., 14 ga. and 20 ga. with standard calibration tolerances.

Style B — Bare Thermocouple Wire



Twisted and Welded Junction



Butt-Welded Junction

Style F — Thermocouple Wire with Fiberglass Sleeving



Twisted and Welded Junction



Butt-Welded Junction

Style O — Thermocouple Wire with 2-Hole Oval Insulator



Twisted and Welded Junction



Butt-Welded Junction

• 8 ga. insulator P/N COR-120-105

• 14 ga. insulator P/N COR-120-104

• 20 ga. insulator P/N COR-120-106

* See Page 14-96 for Insulator Dimensions. *

Style R — Thermocouple Wire with 2-Hole Round Insulator



Twisted and Welded Junction



Butt-Welded Junction

• 8 ga. insulator P/N COR-127-102

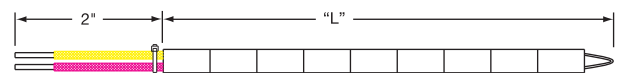
• 14 ga. insulator P/N COR-126-102

• 20 ga. insulator P/N COR-125-102

* See Page 14-96 for Insulator Dimensions. *

Ordering Information

Base Metal Thermocouple Element Styles B, F, O and R are offered with the options listed below. Create an ordering code by filling in the boxes with the appropriate number and/or letter designation for your requirements, and a part number will be assigned.



Ordering Code: **TCB** -

-

Design Style B, F, O or R

Calibration ANSI Type K or J

Wire Gauge Size 8 ga. (08), 14 or 20

Junction **W** = Twisted and Welded
B = Butt-Welded

Length "L" in whole inches — 06-99

⚠ WARNING: Cancer and Reproductive Harm - www.P65Warnings.ca.gov.

(800) 323-6859 • Email: sales@tempco.com

Industrial Thermocouples

Base Metal Thermocouples

Design Features

- * Base Metal Thermocouple Elements insulated with ceramic insulators
- * Can be used to replace thermocouple inserts in industrial thermocouple assemblies

Style D – Dual Element (Available in 14 ga. and 20 ga. only)

Dual set of thermocouple wires with 4-hole round alumina insulators

- 14 ga. insulator P/N COR-128-102
- 20 ga. insulator P/N COR-128-101

* See Page 14-96 for Insulator Dimensions.*



Ordering Information

Base Metal Thermocouple Element Style D is offered with the options listed below. Create an ordering code by filling in the boxes with the appropriate number and/or letter designation for your requirements, and a part number will be assigned.

Ordering Code: **TCB** -



Design Style

Calibration ANSI Type K or J

Wire Gauge Size 14 or 20

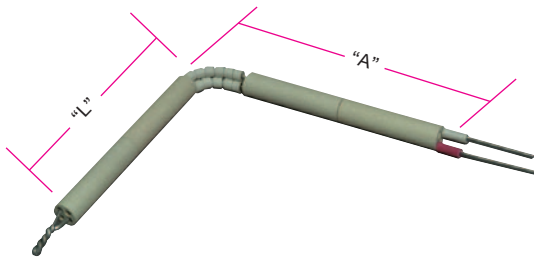
Butt-Welded Junction

- 1 = Common
- 2 = 2 separate junctions

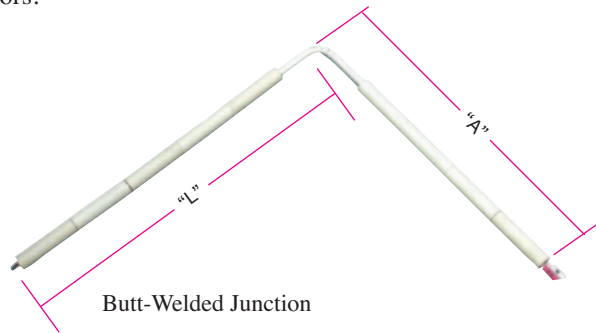
Length "L" in whole inches — 06-99"

Style A – Angle Element

Angle thermocouple wires with 2-hole round ceramic insulators.



Twisted and Welded Junction



Butt-Welded Junction

- 8 ga. insulator P/N COR-120-105

- 14 ga. insulator P/N COR-120-104

- 20 ga. insulator P/N COR-120-106

* See Page 14-96 for Insulator Dimensions.*

Ordering Information

Base Metal Thermocouple Element Style A is offered with the options listed below. Create an ordering code by filling in the boxes with the appropriate number and/or letter designation for your requirements, and a part number will be assigned.

Ordering Code: **TCB** -



Design Style

Calibration ANSI Type K or J

Wire Gauge Size 8 ga. (08), 14 or 20

Length "L" in whole inches — 3" min.

Junction **W** = Twisted and Welded
B = Butt-Welded

Length "A" in whole inches — 3" min.

⚠ WARNING: Cancer and Reproductive Harm - www.P65Warnings.ca.gov.